

Kindergarten 2023 Parent Information



Acknowledgement of Country



Kellyville Public School is built on Darug Country. We would like to acknowledge the Elders – past, present, and future – who are and always will be the caretakers and guardians of this land. We thank them for sharing their histories and cultures with us so that we can teach future generations the truth so that the wrongs of the past may never be repeated.



Welcome to Kellyville Public School



At Kellyville PS *'A Tradition of Excellence'* is maintained in teaching, learning and leading which ensures the personal growth of every child in inclusive and engaging classrooms.





Our School Executive



Mrs Jenny Walker (left) is the School Principal.
Mrs Petra Hocking and Mr Joal Bowman (above) are the Deputy Principals.



A Message from the Kindergarten Coordinator

Mrs Jodi Browning (Assistant Principal)

'A strong start to school is each Kindergarten teacher's goal. We aim to know, value and care for each student and help them to maximise their academic potential through personal learning goals and visible learning growth. We promote a growth mindset which encourages children to be risk-takers by having a go at new tasks and being active and engaged learners. We view mistakes as opportunities for new learning.'





School Readiness



Is my child ready for school?

Here are some helpful tips to help you know if your child is ready for school and how to help prepare them for the challenges of school in 2023:

- ▶ Age
- ▶ Fine motor/gross motor skills
- ▶ Independence/self-help skills
- ▶ Social/emotional development
- ▶ Language development
- ▶ Cognitive skills





Age? Does it Matter?

- Your child can start Kindergarten at the beginning of the school year if they turn 5 on or before 31st July in that year. All children need to begin school in the year they turn 6.
- Some children begin school when they are already 6, others may not be 5 until half way through the year

Some things to consider before sending younger children:

- Age differences across future schooling—maturity at high school, driving age, movie admissions, age at university etc
- In this school catchment area, parents consider very carefully the age at which they send their child to school
- Repeating students is not ideal due to the social implications for the child
- Speak to your Early Childhood Educator or Mrs Browning if you are unsure if your child is ready for school



Fine Motor Skills

Expected milestones for children entering Kindergarten:

- have a hand preference when using pencils, crayons and scissors
- draw a recognisable picture
- use scissors to cut along a simple line
- are able to write, copy or trace their own name



Gross Motor Skills

Children entering Kindergarten can:

- use playground equipment safely
- catch or throw a ball
- balance on a line
- control their movement without stumbling
- demonstrate an awareness of their own space





Independence and Self-care



Children entering Kindergarten should be able to:

- open their own lunch box and drink bottle
- dress themselves with minimal assistance
- take care of their own belongings
- eat in a required time
- tend to their own toileting needs (including the use of a urinal for boys)
- seek assistance from a teacher if an accident occurs
- use a tissue to blow their own nose
- cope for the day without a sleep
- pack and carry their own backpack



Emotional

Children entering Kindergarten need to:



- develop some resilience (this means they are not unreasonably upset when things don't go their way and can 'bounce back')
- honestly accept some responsibility for actions
- participate and communicate in small and large group situations respectfully
- share and communicate ideas with others
- cope with unexpected changes to routine
- understand there are positive or negative consequences for their behaviour
- separate from parents and caregivers



Social

Children entering Kindergarten:



- follow instructions and rules
- are able to 'play' with other children
- can communicate to solve simple conflicts
- take turns in games and conversations
- ask and answer simple questions (if the child cannot speak English, they should be able to do this in their first language)
- communicate their needs and wants with manners
- talk to other people about familiar objects and events



Language

Children entering Kindergarten can:



- speak clearly to express needs and wants
- speak in full sentences that other people outside their immediate family can understand
- ask for help when needed
- follow directions– preferably two step directions
- take turns in conversations
- share thoughts/ideas/experiences
- enjoy listening to stories and discussing characters and what is happening in the story



Cognitive

As children get older they develop:

- attention skills
- short term memory
- long term memory
- auditory processing skills



Playing memory games and spending periods of time on tasks will help your child adjust to the academic rigours of schooling.



Safety Skills


Kindergarten students need to be safe with regard to:

- Scissors (knowing what to cut and using scissors safely)
- Road safety for travelling to and from school
- Stranger danger
- Following teacher directions promptly



What skills should we practise at home?

- Name Recognition
- Name Writing
 - *Foundation Font*
 - *Using capitals only for the first letter in your name*
- Cutting and pasting
- Colouring
- Counting
- Sharing stories from quality picture books to foster a love of reading and increase one's vocabulary




1234567890


abcdefghijklmnopqrstuvwxyz



What else can we do prior to school?



- Health check – if your child has Anaphylaxis or Asthma, please provide a Health Care Plan to the school. It is the parent's responsibility to provide medication, including an EpiPen and inhaler
- Sight/Hearing testing
- Regulate bed time routines
- Set daily routines
- Play games and learn to lose gracefully



Transition to School Statement

Sharing your knowledge about your child helps the teachers to plan and cater for his/her needs, which makes the transition to school smooth. This gives your child the best start to school.

NSW Transition to School Statement

This Transition to School Statement will give your child's school teacher important information that will help your child to have a successful start to school.

What is the NSW Transition to School Statement?

This document records a child's interests, strengths and preferred ways of learning in their year prior to school.

Its purpose is to assist early childhood educators, parents/carers and primary school teachers to better understand a child and how best to support their transition from early childhood education to school.

How to complete this statement

- Step 1:** Early childhood educator completes **sections A & B**
- Step 2:** Early childhood educator completes **section C** with child
- Step 3:** Parent/carer completes **sections D, E** and signs **section F**
- Step 4:** Parent/carer returns transition statement to early childhood educator and the statement is then forwarded to the primary school



Starting School

- ▶ Transition to School Visits will be on one of the following options in 2022:
 - Monday 14th and 21st November 10:00am–11:30am
 - Tuesday 15th and 22nd November 10:00am–11:30am
 - Wednesday 16th and 23rd November 10:00am–11:30am
 - Thursday 17th and 24th November 10:00am–11:30am
 - Friday 18th and 25th November 10:00am–11:30am
- ▶ When students start school, they complete a Best Start Assessment. The results inform the teacher of how to differentiate the instruction to meet your child's needs.
- ▶ Best Start Dates in 2023 – 31st January, 1st February and 2nd February
- ▶ First day of school for 2023 will be Monday 6th February
- ▶ Mrs Murrin will call next week to book an enrolment and uniform fitting; a transition option; and a Best Start Assessment appointment



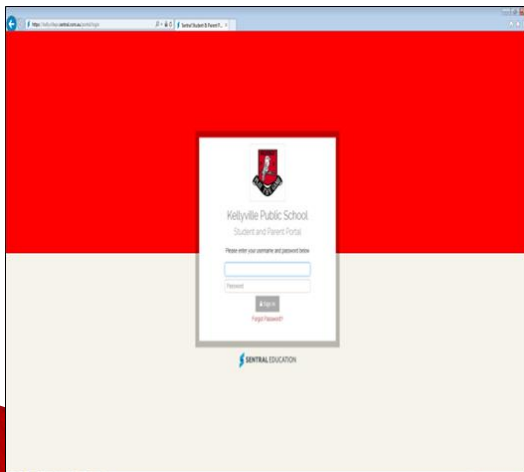
Communication is Key!

- ▶ It is important to establish a working partnership between home and school. To do this communication is key!
- ▶ As parents and caregivers, you know your child best. The teachers may seek your input on how to best teach your child. Please inform the school of any issues or changes in circumstances.
- ▶ Parents need to stay up to date with school information. The following slides will show you how to do this. Please set up the various communication pathways using the instructions in the Parent Information Folders.



Parent Portal

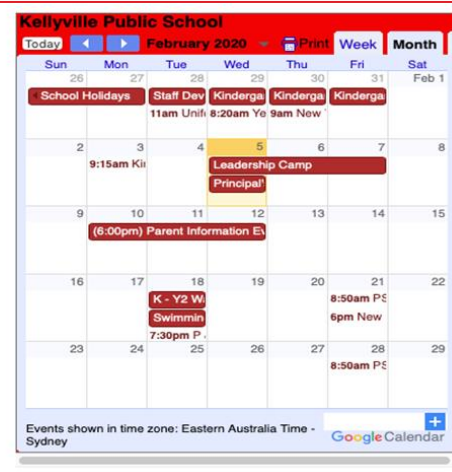
- ▶ Make sure you have access to the Parent Portal. Please refer to the Parent Information package for details.
- ▶ All absences are to be entered via the Sentral Parent Portal within 7 days of the absence. It will count as unjustified leave after that.
- ▶ Semester reports are accessed through the Parent Portal.



Student and Parent Portal

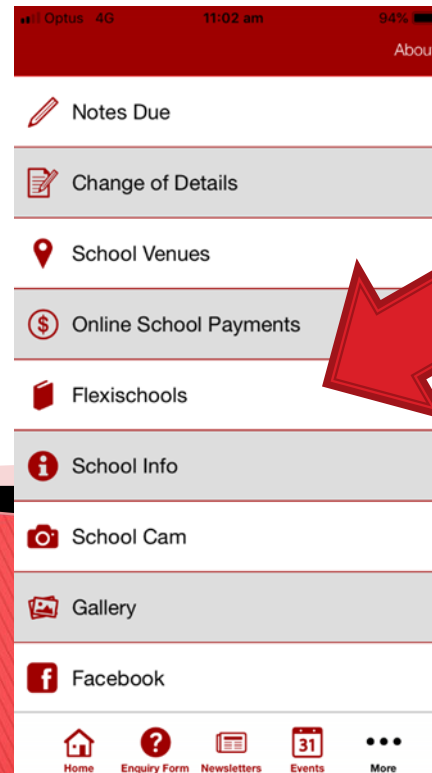
[Go to the portal](#)

Visit the Kellyville Public School student and parent portal.



School App and Website

- Through the School App you will receive notifications about upcoming events.
- School payments can be made through the School App and the School Website.



Lunch orders and uniforms can be ordered using Flexischools.

Newsletter

- ▶ Make sure you sign up to get the newsletter – this gives important information about school events. Making a habit of reading it each fortnight will ensure your child does not miss events like Mufti Days.


11/8/2019

App Download - School Mobile App - School Enews




iPhone

Available on the App Store




iPad

Available on the App Store




Android

ANDROID APP ON Google play



WINDOWS

Download from Windows Store



1. iPhone & iPad: Open the App Store on your device, search for "enews"
Android: Open the Play Store on your device, search for "enews"
Windows Phone & Windows 8/10: Open the Windows Store, search for "enews"

2. Download the "School Enews" app
3. Open the app, allow notifications and search for your school name
4. Press the "Settings" (gear) icon to configure push notification alerts.



Flexischools and Fees

- ▶ Flexischools: is used for lunch orders, school uniforms and P & C events such as Discos.



- ▶ The School website is used for all other payments, including excursions and fees.

[MAKE A PAYMENT](#) | [ENROLMENT](#) | [NEWS](#) | [NEWSLETTER](#) | [EVENTS](#) | [GALLERY](#)




Kellyville Public School
A tradition of excellence and opportunity
T: 02 9629 1279 E: kellyville-p.school@det.nsw.edu.au



Parents & Citizens Association

This is an organisation which enriches our school community.

Please feel free to join meetings and have a shared community voice in the school.



Uniform Shop

Kellyville Public School instils in students the value of wearing your uniform with pride. There is a video on the school website displaying the different uniforms and accessories available through our uniform shop.

All uniform orders are made through the Flexischools app: flexischools.com.au. School bags, library bags, hats and other accessories are also available through the Uniform Shop.

The Uniform Shop is located in the Canteen. It is open on Tuesdays and Thursday from 9.00am–10.00am for second hand uniform sales and exchanges only. All orders for new uniforms are through Flexischools and are delivered to students to take home.



- ▶ A Kindergarten Discount Pack will be available from Monday, 12th September (after your uniform fitting) until Friday, 14th October. Full prices will resume after this period.



Ordering Kindergarten Uniforms

- ▶ Mrs Murrin will call to book in an enrolment appointment and a uniform fitting timeslot from the 12th September
- ▶ All online orders open through flexischools on Monday 12th September, and those received by 4.30pm Friday 14th October 2022, will receive the discounted price. They will be packed and ready for collection when you drop off your child for their first transition session.
- ▶ Exchanges may be made when your child is dropped off for their second transition session. Please ensure the exchanged item has the tags attached and is returned in its original packaging. Please call ahead to organise a swift exchange through the school office: 9629 1279.



Lunches and Canteen



- ▶ Please talk to your child about what they would like to eat. Think about the quantity and contents. Please remember we are a nut aware school and there are children with Anaphylaxis in our school community.
- ▶ Think about the size of lunch boxes – Kindergarten students find packing big, bulky, heavy lunch boxes difficult!
- ▶ Try packing Crunch and Sip, Recess and Lunch separately.
- ▶ Lunch Orders are available through Flexischools.
- ▶ In Term 1, we kindly ask for no lunch orders or money to be given for the canteen as we are setting up eating routines. In Term 2, students are more settled and capable of making purchases.
- ▶ Birthday treats need a list of ingredients to protect students with allergies.



Bell Times


- Morning Bell: 8:50am
- Recess Bell: 10:50am
- Middle Session: 11:20am
- Lunch Bell: 12:40pm
- Afternoon Session: 1:30pm
- Afternoon Bell: 2:50pm

Supervision at school commences from 8:20am. School entry gates are on Windsor Rd, Annabelle Cres and Chalet Rd.

- Parents will be notified of your child's first day start time and arrangements for drop off and pick up times and points for the first two weeks of school.






What Do We Learn in Kindergarten?



There are 6 Key Learning Areas:

- English
- Mathematics
- HSIE – Geography and History
- Science
- Creative Arts
- PDHPE



English

- Reading/Writing
 - Learning letter sounds
 - Sight words
 - Beginning readers
- Speaking and Listening
 - Following instructions
 - Communication skills
 - News
- Homework
 - Reading Eggs





Mathematics

- 3 Strands
 - Number & Algebra
 - Measurement & Geometry
 - Statistics and Probability
- Working Mathematically is embedded in all lessons
- Homework
 - Mathseeds



History and Geography

- History
 - Personal and family histories
- Geography
 - Places and mapping
- The topics relate to them.
- In Term 3 we investigate Farms.



Science and Technology, PDHPE and Creative Arts

- Science and Technology including STEAM (Science, Technology, Engineering, Art and Mathematics) tasks
- Personal Development, Health & Physical Education
 - Fundamental movement skills
 - Healthy choices
 - Gymnastics and Social Skills
- Creative Arts
 - Visual Arts
 - RFF Music and Drama
 - Dance



Extra Curricular Opportunities at Kellyville Public School

- Music Program
- Dance/Choir Groups
- Performance Groups
- Gymnastics Programs
- PSSA Sport
- Gardening (Enviro Kids)
- School Leaders
- Debating
- Chess Club
- SRC
- Coding Club
- Ukulele Group
- Public Speaking
- Library Monitors
- Sport in Schools
- Peer Support
- Band



If you have any questions, please email
the school.



We look forward to working with you as
your child embarks on their lifelong
learning journey.

