

Kindergarten 2021 Parent Information



Welcome to Kellyville Public School



At Kellyville PS *'A Tradition of Excellence'* is maintained in teaching, learning and leading which ensures the personal growth of every child in inclusive and engaging classrooms.





Our School Executive



Mrs Jenny Walker (left) is the School Principal. Mrs Petra Hocking and Mr Joal Bowman (above) are the Deputy Principals.



A Message from the Kindergarten Coordinator

Mrs Jodi Browning (Assistant Principal)

'A strong start to school is each Kindergarten teacher's goal. We aim to know, value and care for each student and help them to maximise their academic potential through personal learning goals and visible learning growth. We promote a growth mindset which encourages children to be risk-takers by having a go at new tasks and being active and engaged learners. We view mistakes as opportunities for new learning.'






School Readiness



Is my child ready for school?

Here are some helpful tips to help you know if your child is ready for school and how to help prepare them for the challenges of school in 2021:

- ▶ Age
- ▶ Fine motor/gross motor skills
- ▶ Independence/self-help skills
- ▶ Social/emotional development
- ▶ Language development
- ▶ Cognitive skills





Age? Does it Matter?

- Your child can start Kindergarten at the beginning of the school year if they turn 5 on or before 31st July in that year. All children need to begin school in the year they turn 6.
- Some children begin school when they are already 6, others may not be 5 until half way through the year

Some things to consider before sending younger children:

- Age differences across future schooling—maturity at high school, driving age, movie admissions, age at university etc
- In this school catchment area, parents consider very carefully the age at which they send their child to school
- Repeating students is not ideal due to the social implications for the child
- Speak to your Early Childhood Educator or Mrs Browning if you are unsure if your child is ready for school



Fine Motor Skills

Expected milestones for children entering Kindergarten:

- have a hand preference when using pencils, crayons and scissors
- draw a recognisable picture
- use scissors to cut along a simple line
- are able to write, copy or trace their own name



Gross Motor Skills

Children entering Kindergarten can:

- use playground equipment safely
- catch or throw a ball
- balance on a line
- control their movement without stumbling
- demonstrate an awareness of their own space





Independence and Self-care



Children entering Kindergarten should be able to:

- open their own lunch box and drink bottle
- dress themselves with minimal assistance
- take care of their own belongings
- eat in a required time
- tend to their own toileting needs (including the use of a urinal for boys)
- seek assistance from a teacher if an accident occurs
- use a tissue to blow their own nose
- cope for the day without a sleep
- pack and carry their own backpack



Emotional

Children entering Kindergarten need to:



- develop some resilience (this means they are not unreasonably upset when things don't go their way and can 'bounce back')
- honestly accept some responsibility for actions
- participate and communicate in small and large group situations respectfully
- share and communicate ideas with others
- cope with unexpected changes to routine
- understand there are positive or negative consequences for their behaviour
- separate from parents and caregivers



Social

Children entering Kindergarten:



- follow instructions and rules
- are able to 'play' with other children
- can communicate to solve simple conflicts
- take turns in games and conversations
- ask and answer simple questions (if the child cannot speak English, they should be able to do this in their first language)
- communicate their needs and wants with manners
- talk to other people about familiar objects and events



Language

Children entering Kindergarten can:



- speak clearly to express needs and wants
- speak in full sentences that other people outside their immediate family can understand
- ask for help when needed
- follow directions– preferably two step directions
- take turns in conversations
- share thoughts/ideas/experiences
- enjoy listening to stories and discussing characters and what is happening in the story



Cognitive

As children get older they develop:

- attention skills
- short term memory
- long term memory
- auditory processing skills



Playing memory games and spending periods of time on tasks will help your child adjust to the academic rigours of schooling.



Safety Skills


Kindergarten students need to be safe with regard to:

- Scissors (knowing what to cut and using scissors safely)
- Road safety for travelling to and from school
- Stranger danger
- Following teacher directions promptly



What skills should we practise at home?

- Name Recognition
- Name Writing
 - *Foundation Font*
 - *Using capitals only for the first letter in your name*
- Cutting and pasting
- Colouring
- Counting
- Sharing stories from quality picture books to foster a love of reading and increase one's vocabulary




1234567890


abcdefghijklmnopqrstuvwxyz



What else can we do prior to school?



- Health check – if your child has Anaphylaxis or Asthma, please provide a Health Care Plan to the school. It is the parent’s responsibility to provide medication, including an epipen and inhaler
- Sight/Hearing testing
- Regulate bed time routines
- Set daily routines
- Play games and learn to lose gracefully



Communication is Key!

- ▶ It is important to establish a working partnership between home and school. To do this communication is key!
- ▶ As parents and caregivers, you know your child best. The teachers may seek your input on how to best teach your child. Please inform the school of any issues or changes in circumstances.
- ▶ Parents need to stay up to date with school information. The following slides will show you how to do this. Please set up the various communication pathways using the instructions in the Parent Information Folders.



Transition to School Statement

Sharing your knowledge about your child helps the teachers to plan and cater for his/her needs, which makes the transition to school smooth. This gives your child the best start to school.

NSW Transition to School Statement

This Transition to School Statement will give your child's school teacher important information that will help your child to have a successful start to school.

What is the NSW Transition to School Statement?

This document records a child's interests, strengths and preferred ways of learning in their year prior to school.

Its purpose is to assist early childhood educators, parents/carers and primary school teachers to better understand a child and how best to support their transition from early childhood education to school.

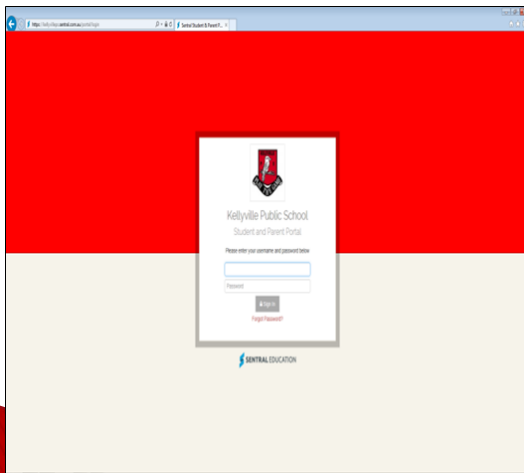
How to complete this statement

- Step 1:** Early childhood educator completes **sections A & B**
- Step 2:** Early childhood educator completes **section C** with child
- Step 3:** Parent/carer completes **sections D, E** and signs **section F**
- Step 4:** Parent/carer returns transition statement to early childhood educator and the statement is then forwarded to the primary school



Parent Portal

- ▶ Make sure you have access to the Parent Portal. Please refer to the Parent Information package for details.
- ▶ All absences are to be entered via the Sentral Parent Portal within 7 days of the absence. It will count as unjustified leave after that.
- ▶ Semester reports are accessed through the Parent Portal.



Student and Parent Portal

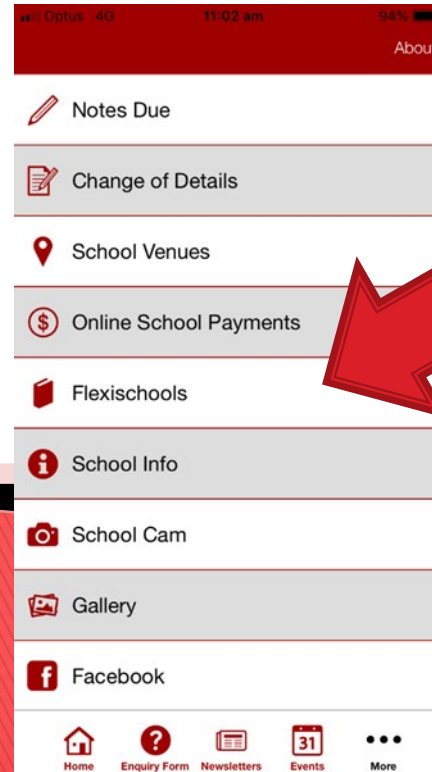
[Go to the portal](#)

Visit the Kellyville Public School student and parent portal.



School App and Website

- Through the School App you will receive notifications about upcoming events.
- School payments can be made through the School App and the School Website.



Lunch orders and uniforms can be ordered using Flexischools.









Newsletter

- ▶ Make sure you sign up to get the newsletter – this gives important information about school events. Making a habit of reading it each fortnight will ensure your child does not miss events like Mufti Days.

11/8/2019

App Download - School Mobile App - School Enews



IPHONE	IPAD	ANDROID	WINDOWS
			
			
<p>1. <i>iPhone & iPad:</i> Open the App Store on your device, search for "enews" <i>Android:</i> Open the Play Store on your device, search for "enews" <i>Windows Phone & Windows 8/10:</i> Open the Windows Store, search for "enews"</p>		<p>2. Download the "School Enews" app 3. Open the app, allow notifications and search for your school name 4. Press the "Settings" (gear) icon to configure push notification alerts.</p>	



Flexischools and Fees

- ▶ Flexischools: is used for lunch orders, school uniforms and P & C events such as Discos.



- ▶ The School website is used for all other payments, including excursions and fees.

[MAKE A PAYMENT](#) | [ENROLMENT](#) | [NEWS](#) | [NEWSLETTER](#) | [EVENTS](#) | [GALLERY](#)

The crest of Kellyville Public School, featuring a red shield with a white bird (a cockatoo) perched on a branch. The letters 'K', 'P', and 'S' are arranged around the bird. Below the shield is a black banner with the white text "PLAY THE GAME".

Kellyville Public School

A tradition of excellence and opportunity

T: 02 9629 1279


E: kellyville-p.school@det.nsw.edu.au



Parents & Citizens Association

This is an organisation which enriches our school community.

Please feel free to join meetings and have a shared community voice in the school.



Starting School

- ▶ We are living in unprecedented times. Schools are following Health and Safety guidelines outlined by the Department of Health and Education.
- ▶ Due to current restrictions, Kindergarten transition visits have been postponed. Parents will be notified when transition visits are allowed and safe.
- ▶ When students start school, they complete a Best Start Assessment. The results inform the teacher of how to differentiate the instruction to meet your child's needs.



Bell Times

- Morning Bell: 8:50
- Recess Bell: 10:50
- Middle Session: 11:20
- Lunch Bell: 12:40
- Afternoon Session: 1:30
- Afternoon Bell: 2:50

Supervision at school commences from 8:20am. School entry gates are on Windsor Rd, Annabelle Cres and Chalet Rd.

- Parents will be notified of your child's start time and arrangements for drop off and pick up times and points for the first two weeks of school.



Uniform Shop

Mrs Kim Smith

Please view the video of the Kindergarten uniform models on the school website- they will show you the summer, winter and sports uniforms for both boys and girls.

All uniform orders are made through the Flexischools app: flexischools.com.au. School bags, library bags, hats and other accessories are also available through the Uniform Shop.

The Uniform Shop is located in the Canteen. It is open on Tuesday mornings. Currently, all orders are delivered to students to take home.

In Term 4, information will be emailed about booking an appointment for a uniform fitting. Pick up arrangements for uniforms will be communicated by email later in Term4.



- ▶ Second hand uniforms are available. Please email the sizes and requirements to Kim at kellyvillepublicschool-uni@pandcaffiliate.org.au
- ▶ A Kindergarten Discount Pack will be available from Monday, 19th October until Monday, 9th November. Full prices will resume after this period.







Lunches and Canteen



- ▶ Please talk to your child about what they would like to eat. Think about the quantity and contents. Please remember we are a nut aware school and there are children with Anaphylaxis in our school community.
- ▶ Think about the size of lunch boxes.
- ▶ Try packing Crunch and Sip, Recess and Lunch separately.
- ▶ Lunch Orders are available through Flexischools.
- ▶ In Term 1, we kindly ask for no lunch orders or money to be given for the canteen as we are setting up eating routines. In Term 2, students are more settled and capable of making purchases.
- ▶ Birthday treats need a list of ingredients to protect students with allergies.



Curriculum



There are 6 Key Learning Areas:

- English
- Mathematics
- HSIE – Geography and History
- Science
- Creative Arts
- PDHPE




English

- Reading/Writing
 - Learning letter sounds
 - Sight words
 - Beginning readers
- Speaking and Listening
 - Following instructions
 - Communication skills
 - News
- Homework
 - Reading Eggs





Mathematics

- 3 Strands
 - Number & Algebra
 - Measurement & Geometry
 - Statistics and Probability
- Working Mathematically is embedded in all lessons
- Homework
 - Mathseeds



History and Geography

- History
 - Personal and family histories
- Geography
 - Places and mapping
- The topics relate to them



Science and Technology, PDHPE and Creative Arts

- Science and Technology including STEAM (Science, Technology, Engineering, Art and Mathematics) tasks
- Personal Development, Health & Physical Education
 - Fundamental movement skills
 - Healthy choices
 - SISA Gymnastics and Social Skills
- Creative Arts
 - Visual Arts
 - RFF Music and Drama
 - Dance



Extra Curricular Opportunities at Kellyville Public School

- Music Program
- Dance/Choir Groups
- Performance Groups
- Gymnastics Programs
- PSSA Sport
- Gardening (Enviro Kids)
- School Leaders
- Debating
- Chess Club
- SRC
- Coding Club
- Ukulele Group
- Public Speaking
- Library Monitors
- Sport in Schools
- Peer Support
- Band



If you have any questions, please email
the school.



We look forward to working with you as
your child embarks on their lifelong
learning journey.

